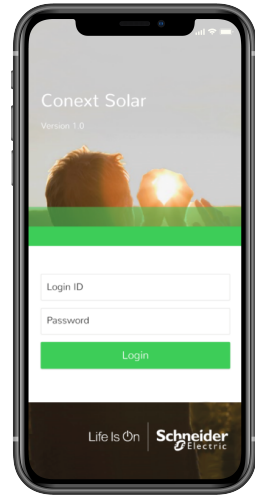


Conext™ Solar Mobile App

<https://solar.schneider-electric.com/product/conext-gateway/>



Quick Start Guide

Introduction

The Conext Solar mobile app allows you to monitor your Conext™ Gateway sites from your iOS or Android mobile device. **Note:** The Conext Gateway can only be configured through the Conext Gateway or Conext™ Insight desktop apps. For more information, see the *Conext Gateway Owner's Guide* (document number 975-0806-01-xx) or *Conext Insight Quick Start Guide* (document number 975-0953-01-xx).



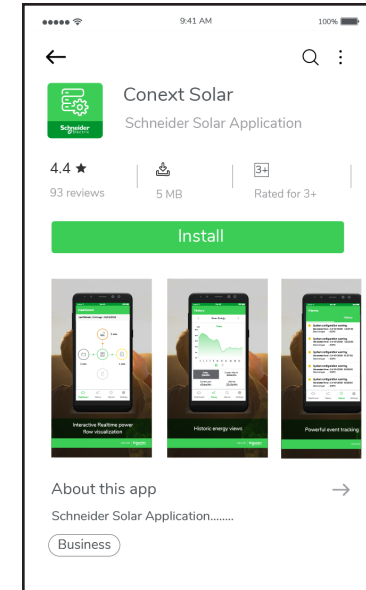
Prerequisites

Before installing the Conext Solar mobile app, you must have the following:

- A Conext™ Insight 2.0 account with connected Conext Gateway sites
- A mobile device: iOS (11.0 and above) or Android (5.0 and above)

Downloading the App

From your mobile device, download the **Conext Solar** app from the App Store® (iOS) or Google Play™ store (Android).



Exclusion for Documentation

UNLESS SPECIFICALLY AGREED TO IN WRITING, SELLER;

(A) MAKES NO WARRANTY AS TO THE ACCURACY, SUFFICIENCY OR SUITABILITY OF ANY TECHNICAL OR OTHER INFORMATION PROVIDED IN ITS MANUALS OR OTHER DOCUMENTATION;

(B) ASSUMES NO RESPONSIBILITY OR LIABILITY FOR LOSSES, DAMAGES, COSTS OR EXPENSES, WHETHER SPECIAL, DIRECT, INDIRECT, CONSEQUENTIAL OR INCIDENTAL, WHICH MIGHT ARISE OUT OF THE USE OF SUCH INFORMATION. THE USE OF ANY SUCH INFORMATION WILL BE ENTIRELY AT THE USER'S RISK; AND

(C) REMINDS YOU THAT IF THIS MANUAL IS IN ANY LANGUAGE OTHER THAN ENGLISH, ALTHOUGH STEPS HAVE BEEN TAKEN TO MAINTAIN THE ACCURACY OF THE TRANSLATION, THE ACCURACY CANNOT BE GUARANTEED. APPROVED CONTENT IS CONTAINED WITH THE ENGLISH LANGUAGE VERSION WHICH IS POSTED AT <https://solar.schneider-electric.com/product/conext-gateway/>.

Contact Information

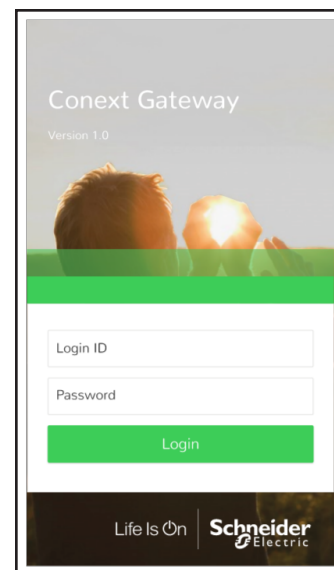
Schneider Electric Solar Inverters, Inc.
3700 Gilmore Way
Burnaby B.C.
V5G 4M1
Canada

Contact your local Schneider Electric Sales Representative or visit the Schneider Electric website at: <http://solar.schneider-electric.com/>

Logging in

To log in to the Conext Solar mobile app:

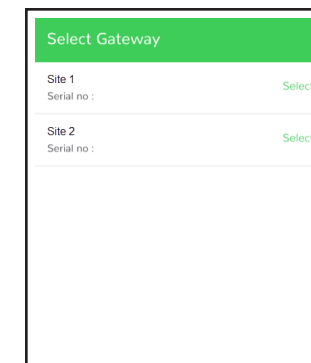
1. Accept the terms and conditions.
2. Enter your Conext Insight 2.0 username and password.



Connecting to a Conext Solar

To connect to a Conext Gateway device that is associated with your Conext Insight 2.0 account:

1. Select a Conext Gateway from the **Select Gateway** screen and then press **Select**.



2. Enter the password. **NOTE:** This must be the unique password for your Conext Gateway **User** account. For more information about the different types of accounts and changing passwords, see the *Conext Gateway Owner's Guide* (document number 975-0806-01-xx).
3. Once you are connected to a Conext Gateway, you will see a **Dashboard** (a live overview of the site), **History** (historical data), **Alarms**, and **Settings** (where you can select a different Conext Gateway).